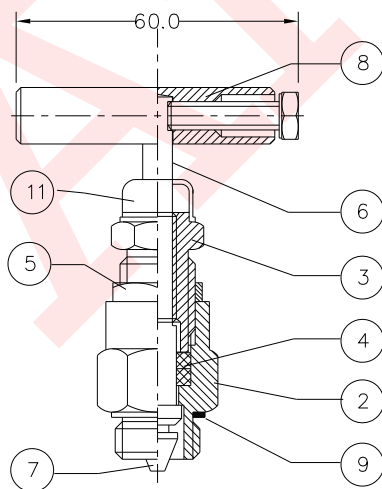
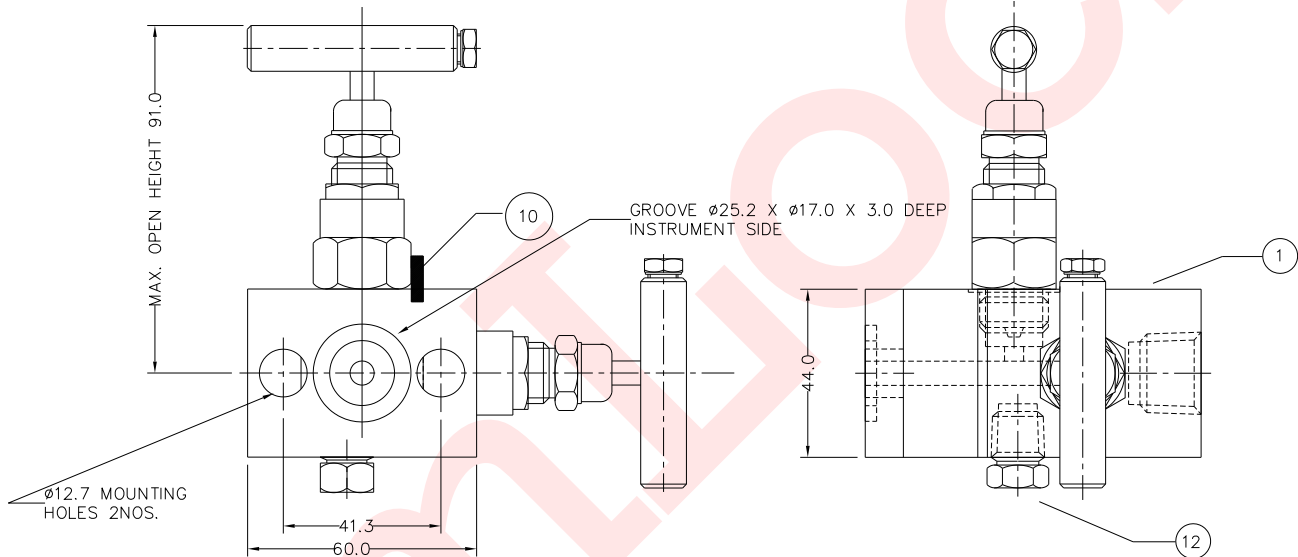
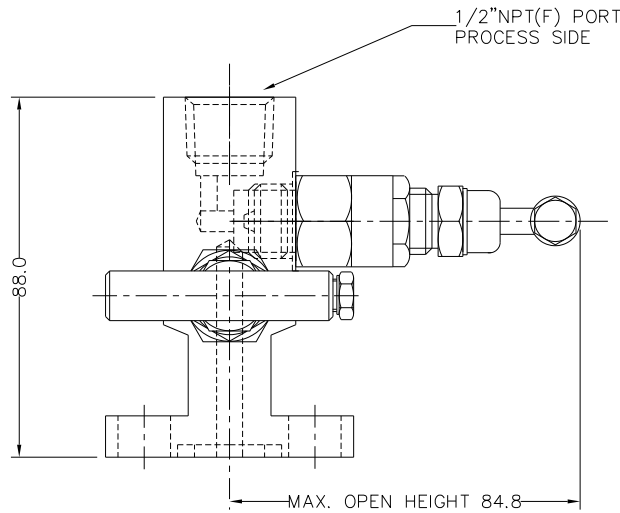


2 Valve T Type



AmLock

AMI MARKETING SERVICES



PART No.	PART DESCRIPTION	MATERIAL	QTY
1	BODY	SS 316	1
2	GLAND BODY	SS 316	2
3	GLAND RETAINER	SS 316	2
4	GLAND SEAL	P.T.F.E.	4
5	CHECK NUT	SS 316	2
6	SPINDLE	SS 316	2
7	TRIM	SS 316	2
8	HANDLE	SS 304	2
9	WASHER	S.S.	2
10	LOCK PIN	S.S.	2
11	DUST CAP	P.V.C.	2
12	DRAIN PLUG 1/4"NPT	SS 316	1

CLIENT : P.O. No. : P.O. Sr.No. : QUANTITY : TEST PRESSURE : Refer This Number As drawing No.	DO NOT SCALE DRAWING	All Dimensions are in millimeters unless specified FLOW DIGRAM 	REV: 00	TITLE	2VALVE MANIFOLD T'TYPE
	TOLERANCES UNLESS SPECIFIED INCH METRIC (0.00") ± 0.025 " (0.0mm) ± 0.40 mm (0.000") ± 0.007 " (0.00mm) ± 0.20 mm		DATE:	NO.	AM-2VM/T
	FILED LOCATION C:\SUHAS\PARTNOWISE\No.	CHECKED:	AmLock AMI MARKETING SERVICES		
	This Drawing Is In Third Angle Projection	APPROVED:			